



PEN-NY ASC



Proudly Presents The

SUMMER FUN CLASSIC

Stockdog & Farm Trials

am/pm ARENA TRIALS sheep & ducks, FARM ducks & mixed(sheep-ducks)

June 26, 27 & 28, 2026

Judges: Cheryl Padgett and James Bergert

Cherry Hill Training Center: 7393 Corby Rd Honeoye Falls, NY

Opening date: May 04, 2026

Closing date: June 22, 2026

<u>FRIDAY</u>	<u>SATURDAY</u>	<u>SUNDAY</u>
<p>Farm Trial Judge: Cheryl Padgett ducks & mixed</p>	<p>Arena Trial 1 Judge: James Bergert - sheep Judge: Cheryl Padgett - ducks</p> <p>Arena Trial 2 Judge: Cheryl Padgett - sheep Judge: James Bergert - ducks</p> <p>Both Trials Sheep & Ducks Course E counter-clockwise</p>	<p>Arena Trial 3 Judge: James Bergert - sheep Judge: Cheryl Padgett - ducks</p> <p>Arena Trial 4 Judge: Cheryl Padgett - sheep Judge: James Bergert - ducks</p> <p>Both Trials Sheep & Ducks Course A</p>

Course Director: Jess Williams Battaglia flowercitydog@gmail.com

ASCA Sanction Pending: Classes Offered: Advance, Open, Started, Novice Handler, Working Jr, Novice Jr & FEO Farm: Open and Advanced

Check in: Friday: 8:00 to 8:30 AM Day of Trial entries close 8:30 AM
Saturday & Sunday: 7:00 to 7:30 AM each day. Day of Trial entries close 7:30 AM.
Handlers Meeting Friday: 8:45 AM
Handlers Meeting Saturday & Sunday: 7:45 AM each day
See **Running Order of Trials** for details

Contact Information:

Trial Chair: Margaret MacGiffert mmacfiff@gmail.com
Course Director: Jess Williams Battaglia flowercitydog@gmail.com
Trial Secretary: Sue Bartleson sbartleson@aol.com

Two Arena Trials Per Day - Limited to no more than 50 runs per trial, all classes of stock combined.

COURSES: Saturday will be Course E with a set out and running counter-clockwise
Sunday will be Course A running counter-clockwise
No set out dogs will be used for the Farm Trial

RUNNING ORDER OF ARENA TRIALS

Arena AM sheep starts first and AM ducks will start 15 minutes later.
Running order is subject to change and will be announced in the final confirmation

Both days will run in this order.

ENTRIES - PRE-ENTRIES open (postmark): May 04

Pre-Entries Close (postmark): Entries close June 22. Entries postmarked after closing date will be taken at Day of rate. Day of trial entries will be taken if the trial is not full.

All entries must have a postmark. NO hand delivered entries accepted. Entries must be made on the official ASCA entry form.

	Juniors ½ price	<u>Pre-Entry</u>	<u>Day Of</u>
Sheep (3-5 head)		\$50	\$60
Ducks (5 head)		\$40	\$50
Farm – Ducks (5 head)		\$45	\$55
Farm – Mixed (5 head each)		\$55	\$65

REFUNDS: If a trial fills, a waiting list will be maintained. Refunds will be given up to closing date. No refunds after closing date will be made unless that entry can be filled from the waiting list or when a dog has been certified by a licensed Veterinarian as unable to compete due to sickness or injury. Owner will be responsible for all vet fees. Dogs may be substituted if owned by the same person.

MAIL ENTRIES with check payable to PEN-NY ASC or PayPal pennyasca@yahoo.com

Sue Bartleson 7704 School St Sodus, NY 14551 EMAIL: sbartleson@aol.com

Post Dated checks and entries not accompanied with payment will not be accepted as a valid entry.
Overnight entries are NOT necessary. Entries will be filled by Postmark Date Order. Do not mail entries requiring a signature for receipt. No entries accepted with Postmark Date before opening date.

COVID-19 INFORMATION

If either of the following conditions apply to you, please DO NOT attend this trial and contact the Trial Secretary if you wish to request a refund for any runs not yet completed.

- You were exposed to COVID-19 within the 14 days preceding the trial and do not have confirmed negative result from testing done after the exposure.
- You have COVID-19 or any of its symptoms at the time of the trial, or feel ill in any way during the trial.

GENERAL INFORMATION

The trial will be run and judged under ASCA rules as published in the most current rulebook. Run order will be drawn in advance. Bitches in season will run in order. All non-ASCA registered dogs must have an ASCA tracking number to receive ASCA titles. See <https://www.asca.org/> or call (979) 778-1082. Run Order will be drawn before trial. Bitches in Season will run in order.

Dogs must be confined or on leash at all times when not working or in a designated exercise area. Individuals are responsible for any damage done to stock and/or facilities. Dogs that attack or maul any person, dog or livestock will be disqualified.

STOCK REPLACEMENT FEES: \$35 per duck, and \$300 per sheep. Owner of dog will be responsible for any veterinary expense to the stock.

FOOD:

Lunches will not be provided for the participants. Please plan on bringing your own food and beverages or there are a few places 5 minutes away in Honeoye Falls.

Salvatore's 31 W Main St (585) 582-2525 - pizza and subs

Dunkin' Donuts 116 W Main St (585) 497-7295

Main St Café 58 N Main St (585) 582-6444 - Soups and Sandwiches

INDIVIDUAL TRIAL AWARDS

Qualifying ribbons as earned.

First through Fourth place ribbons for each division and class.

High In Trial Advanced, Open and Started (each trial) Rosette

Farm - High In Trial Ducks - Rosette - Highest score from Farm ducks

Farm - High In Trial Mixed - Rosette - Highest score from Farm mixed

SPECIALTY WEEKEND AWARDS

High Combined Aussie - Rosette - highest combined score from all 5 trials (farm is included)

High Combined Other Breed - Rosette - highest combined score from all 5 trials (farm is included)

High Combined Started - Rosette - highest combined score from all 5 trials (farm is included)

Entry and Tracking Forms: Entries must be on an official ASCA entry form, which can be downloaded from www.asca.org. Entry forms are available online at [stockdogentryform.pdf](#). If your dog is not ASCA® registered you must have a tracking number in order for your titles to be counted, but a tracking number is not required to compete.

Other Information:

- Sheep Arena: 100 x 200
- Duck Arena: 60 x 90
- Run limits and judging assignments are subject to change.

ASCA® rules apply. PENNY ASC, Cherry Hill Training Center and their members assume no responsibility for any loss, damage, or injury sustained by an exhibitor, handler, dog, property, child or spectator. No entry fee will be refunded if the show cannot open or be completed due to riots, civil disturbances, acts of God, public emergencies or other events beyond the control of PENNY ASC, Cherry Hill Training Center.

CAMPGROUNDS -

Canandaigua/Rochester KOA Holiday 5374 Canandaigua Farmington Town Line Rd Farmington, NY 14425 (585) 398-3582

Tamarack Campground 7811 Tamarack Ln Springwater, NY 14560 (585) 669-2252 *Has Cabins!*

Holiday Hill Campground - 7818 Marvin Hill Rd Springwater, NY 14560

NO TRAVEL TRAILERS OR RVs at Cherry Hill Training Center – only day parking.

HOTELS

Victor, NY – Microtel – 7498 Main St Fishers, Victor, NY 14564 (585) 869-9399

Victor, NY – Homewood Suites 575 Fishers Stations Dr Victor, NY 14564 (585) 869-7500

Conesus, NY – The Mission – 5604 Mission Rd Conesus, NY 14435 (585)310-1803

Geneseo, NY – Quality Inn – 4242 Lakeville Rd, Geneseo, NY 14454 (585)243-0500

Lakeville, NY – Roadway Inn 6001 Big Tree Road Lakeville, NY 14480 (585)346-2330

IN CASE OF EMERGENCY - Dial 911 for quickest response. – Local Emergency Room:
Strong Memorial Hospital 601 Elmwood Ave, Rochester, NY 14642 (585) 275-4551

Local Veterinarian:

Rochester Emergency Veterinary Services - 585-775-0020 1150 University Ave Rochester, NY

Pittsford Animal Hospital – 585-271-7700 2816 Monroe Ave Rochester, NY 14618

DIRECTIONS FOR 7393 Corby Rd Honeoye Falls, NY

NYS Thruway Exit 46 (for I-390 South) from the north, east or west

Follow 390 S to the Rush Exit Turn left onto 15 South to the intersection of 251. Turn left to 251 east.

Then turn right at stop light onto 15A south. Follow 15A south to Corby Rd and then turn left. Farm will be on your left.

Coming from the South - I-86 to I-390 North Follow I-390 North to Avon Exit – Exit 10. Turn right onto 20 E and then turn left onto Heath Markham Rd. Cross over 15A onto Corby Rd. Farm will be on the left in .3 of a mile

Housekeeping:

- Garbage cans are available for trash and dog waste
- Please clean up after your dog
- All gates must be kept closed if they were closed when you came through
- Please keep dogs on leash while on the trial site
- Please adhere to the off-limits rules
- Bring your own chairs and canopies - limited shade at Cherry Hill Training Center
- Smoking in vehicles only
- Park in designated areas only

Farm – Duck Course

TAKE PEN

Starts when gate is opened. Take all 5 ducks from take pen and settle them in the front of the pen. Task ends when take pen gate is closed.

GATHER

Starts when dog leaves the cone. Take dog to cone 75 ft from take pen. Advanced handlers must send dog from side. Open may leave dog and go half way to ducks. Once the dog is sent, all handlers may move anywhere. Task ends when ducks are driving/fetching towards Pen #1

PEN #1

Judging begins when all ducks driving/fetching towards Pen#1. Take ducks to Pen 1. Put all ducks in Pen 1. Judging ends when Pen 1 gate is closed.

CHUTE

Judging starts when Pen 1 gate is open. Move ducks into Chute and close gate. Spray ducks for lice. Judging ends when ducks are sprayed.

PEN #2

Judging begins when Pen 2 gate is open. Put ducks into Pen 2. Judging ends when gate is closed.

SORT ** 1st Tie Breaker **

Judging starts when Pen 2 gate is closed and sort begins. Advanced handlers sort 3 marked ducks out of Pen 2. Open handlers sort any 3 ducks out of Pen 2. Close gate then let the remaining 2 ducks out of Pen 2. Judging ends when all ducks are out of pen and gate is closed.

HOLD

Judging starts when Pen 2 gate is closed. Take ducks to hold area. Hold ducks in designated area. Judging ends when judge calls the hold.

FOOTBATH ** 2nd Tie Breaker **

Judging starts when dog is moving the ducks towards footbath. Enter ducks from the Y end of the footbath. Move the ducks through the footbath. Advanced handlers must stay behind the line and open handlers can go anywhere. Judging ends when all ducks are through the foot bath.

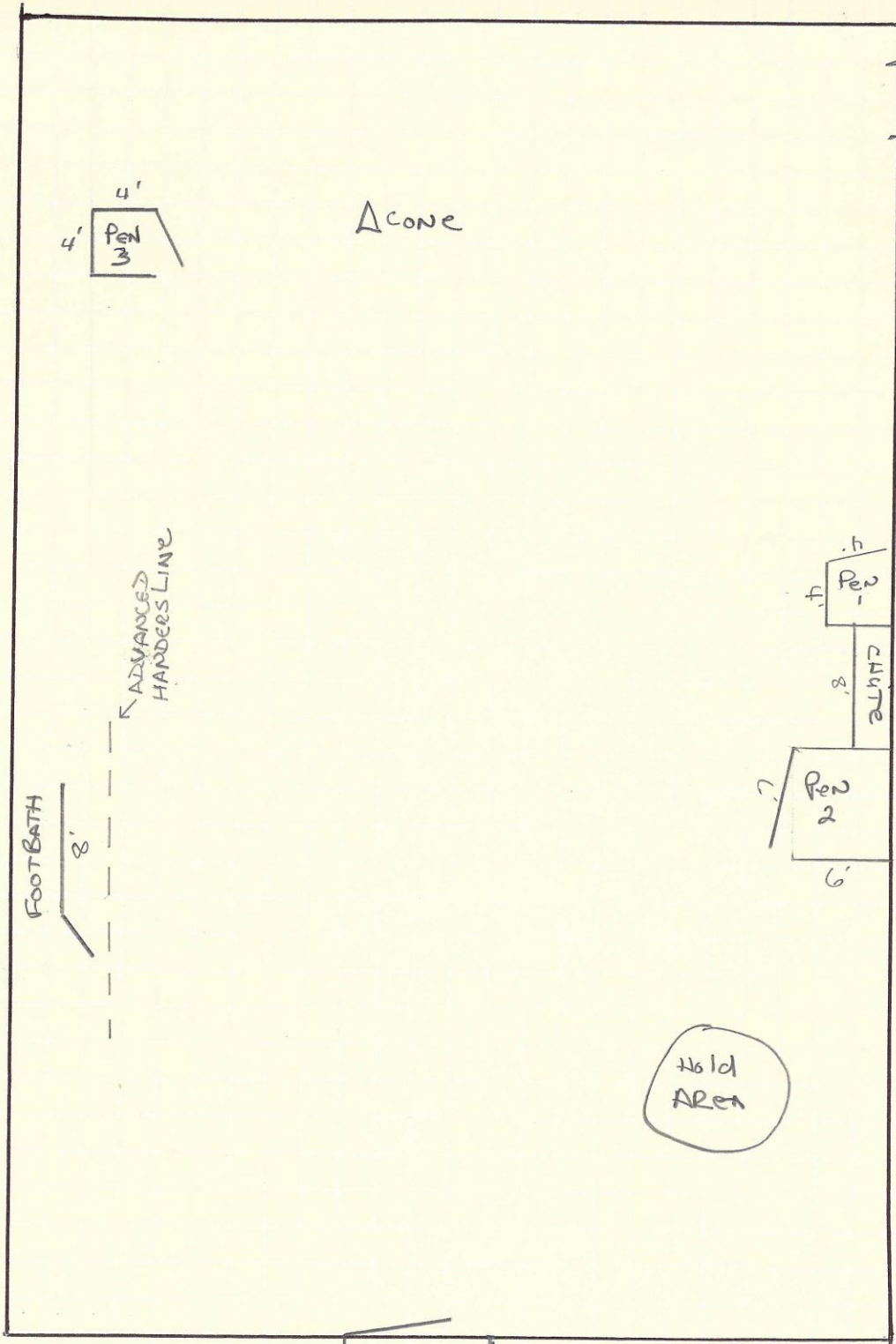
PEN #3

Starts when ducks exit the footbath. Drive/fetch ducks to the free-standing pen and put all ducks into the pen. Task ends when all ducks in Pen 3 and gate closed.

EXHAUST PEN


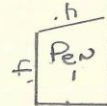
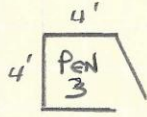
Judging starts when Pen #3 gate is open. Move ducks out of pen #3 and drive/fetch to exhaust pen and reopen them. Task ends when all ducks are re-penned and gate closed.

90'



ENTRANCE GATE

A cone

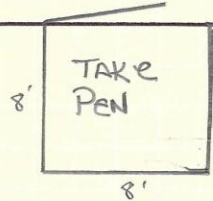


FOOTBATH

8'

ADVANCED HANDERS LINE

4'
4'
8'
GATE



60'

FARM DUCKS
20 MINUTES

Farm – Mixed Course

TAKE PEN

Starts when gate is opened. Take all 5 sheep from take pen and let them settle. Task ends when take pen gate is closed.

GATHER

Take dog to the cone 150 ft away. Starts when dog leaves the cone. Advanced handlers must send dog from side. Open may leave dog and go half way to the sheep. Once the dog is sent, all handlers may move anywhere. Dog will fetch/drive them to the cone area. Task ends when sheep are near cone.

HOLD

Starts when sheep are near cone area. Hold sheep at cone area. Open handlers task ends when judge calls a hold. Advanced handlers need to pull the ribbon off a sheep. Advanced handlers task is complete when the ribbon is pulled.

PEN #1

Starts when dog starts the fetch/drive to the free standing pen. Drive/Fetch the sheep to the free standing pen (Pen 1). Put all sheep into the pen and close gate. Task ends when gate is closed.

Exhaust Pen

Judging starts when Pen #1 gate is open and dog is driving/fetching sheep to the exhaust pen. Task ends when all sheep are exhausted and gate is closed. Head with your dog to the duck area.

PEN #2

Judging starts when pen #2 gate is opened. Remove all ducks from Pen #2. Task ends when all ducks are out of pen and gate is closed.

HOLD

Starts when dog is driving/fetching ducks to cone. Hold ducks near cone area. Task is complete when judge calls the hold

CHUTE ** 1st Tie Breaker **

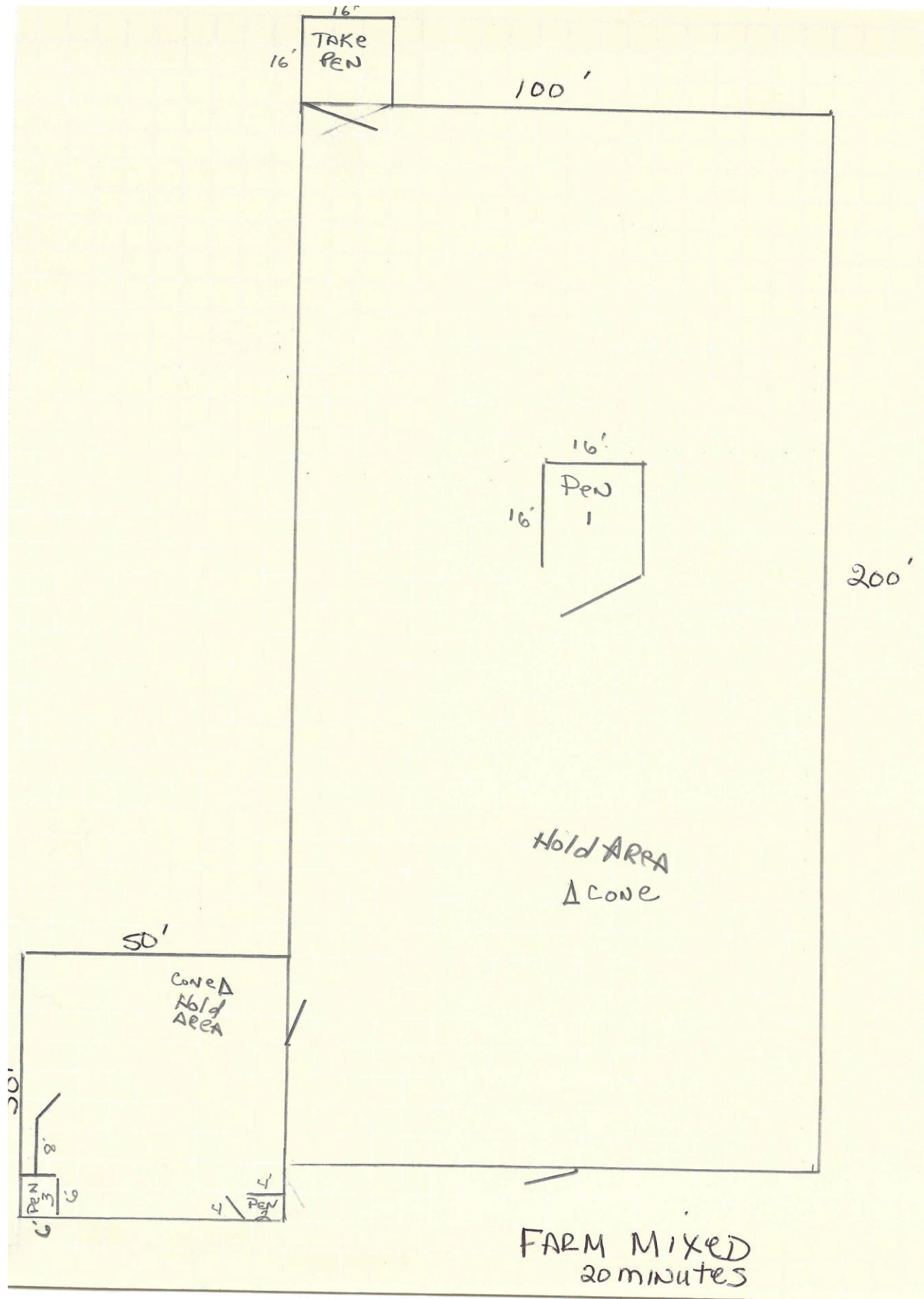
Judging starts when dog starts fetching/driving ducks to the chute. Advanced handlers must stay at cone area until first duck has entered the opening of the chute. Open handlers can move with the dog. Move ducks into the chute and have the dog hold the ducks in the chute. Inspect and spray the ducks. Task ends when pen #3 gate is open.

PEN #3

Judging begins when Pen 3 gate is open. Drive/fetch ducks into Pen #3. Judging ends when gate is closed.

SORT ** 2nd Tie Breaker **

Judging starts when gate closes to start the sort. Advanced handlers will sort 3 marked duck out of pen. Open will sort any 3 ducks. Then take the 3 ducks and put them back into Pen #3. Task ends when all ducks are back together and gate is closed.



16'
TAKE PEN
16'

100'

200'

16'
Pen
1
16'

HOLD AREA
△ CONE

50'
COWED
HOLD
AREA

20'
8'
Pen
3
6'

4'
Pen
4
6'

FARM MIXED
20 minutes